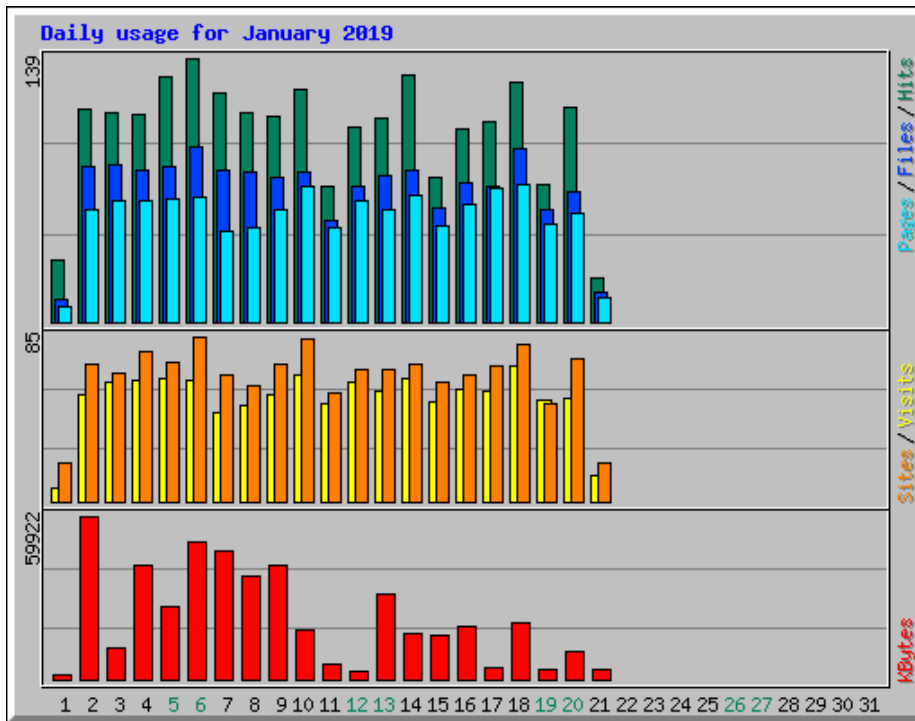


## Usage Statistics for threemuchinc.com

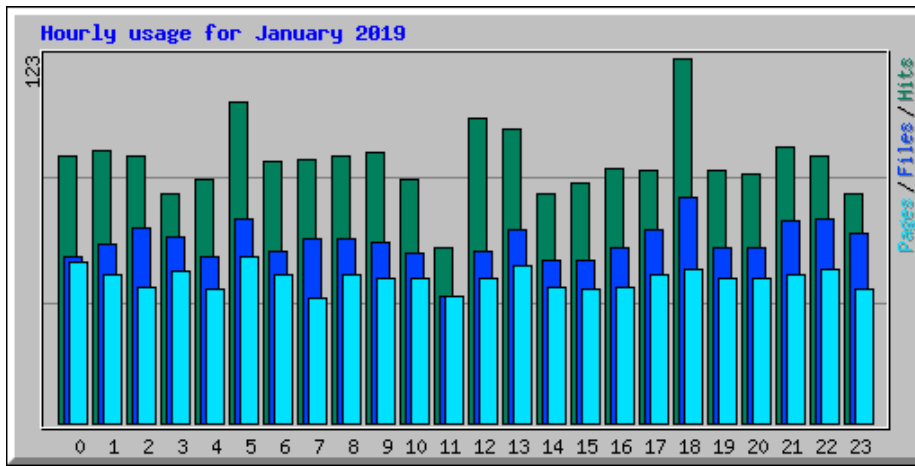
Summary Period: January 2019  
Generated 21-Jan-2019 05:34 MST

[\[Daily Statistics\]](#) [\[Hourly Statistics\]](#) [\[URLs\]](#) [\[Entry\]](#) [\[Exit\]](#) [\[Sites\]](#) [\[Referrers\]](#) [\[Search\]](#) [\[Agents\]](#) [\[Countries\]](#)

Monthly Statistics for January 2019		
Total Hits	2121	
Total Files	1465	
Total Pages	1171	
Total Visits	1110	
Total KBytes	472005	
Total Unique Sites	496	
Total Unique URLs	43	
Total Unique Referrers	24	
Total Unique User Agents	121	
	<b>Avg</b>	<b>Max</b>
Hits per Hour	4	23
Hits per Day	101	139
Files per Day	69	92
Pages per Day	55	72
Sites per Day	23	85
Visits per Day	52	70
KBytes per Day	22476	59922
Hits by Response Code		
Code 200 - OK	69.07%	1465
Code 206 - Partial Content	0.09%	2
Code 304 - Not Modified	1.65%	35
Code 404 - Not Found	29.18%	619



Daily Statistics for January 2019												
Day	Hits		Files		Pages		Visits		Sites		KBytes	
1	33	1.56%	12	0.82%	8	0.68%	7	0.63%	20	4.03%	1813	0.38%
2	112	5.28%	82	5.60%	59	5.04%	55	4.95%	71	14.31%	59922	12.70%
3	110	5.19%	83	5.67%	64	5.47%	61	5.50%	66	13.31%	11793	2.50%
4	109	5.14%	80	5.46%	64	5.47%	62	5.59%	77	15.52%	41676	8.83%
5	129	6.08%	82	5.60%	65	5.55%	63	5.68%	72	14.52%	26934	5.71%
6	139	6.55%	92	6.28%	66	5.64%	62	5.59%	85	17.14%	50306	10.66%
7	121	5.70%	80	5.46%	48	4.10%	46	4.14%	65	13.10%	47230	10.01%
8	110	5.19%	79	5.39%	50	4.27%	49	4.41%	60	12.10%	38025	8.06%
9	108	5.09%	76	5.19%	59	5.04%	55	4.95%	71	14.31%	42130	8.93%
10	122	5.75%	79	5.39%	71	6.06%	65	5.86%	84	16.94%	18285	3.87%
11	71	3.35%	53	3.62%	50	4.27%	50	4.50%	56	11.29%	5378	1.14%
12	103	4.86%	71	4.85%	64	5.47%	61	5.50%	68	13.71%	2806	0.59%
13	107	5.04%	77	5.26%	59	5.04%	57	5.14%	68	13.71%	31382	6.65%
14	130	6.13%	80	5.46%	67	5.72%	63	5.68%	71	14.31%	16754	3.55%
15	76	3.58%	60	4.10%	51	4.36%	51	4.59%	61	12.30%	16219	3.44%
16	102	4.81%	73	4.98%	62	5.29%	58	5.23%	65	13.10%	19439	4.12%
17	105	4.95%	71	4.85%	70	5.98%	57	5.14%	70	14.11%	3983	0.84%
18	126	5.94%	91	6.21%	72	6.15%	70	6.31%	81	16.33%	20535	4.35%
19	72	3.39%	59	4.03%	52	4.44%	52	4.68%	50	10.08%	3652	0.77%
20	113	5.33%	69	4.71%	57	4.87%	53	4.77%	73	14.72%	10354	2.19%
21	23	1.08%	16	1.09%	13	1.11%	13	1.17%	20	4.03%	3390	0.72%



Hourly Statistics for January 2019												
Hour	Hits			Files			Pages		KBytes			
	Avg	Total	%	Avg	Total	%	Avg	Total	Avg	Total	%	
0	4	90	4.24%	2	56	3.82%	2	54	4.61%	1198	25168	5.33%
1	4	92	4.34%	2	60	4.10%	2	50	4.27%	625	13123	2.78%
2	4	90	4.24%	3	66	4.51%	2	46	3.93%	1096	23011	4.88%
3	3	77	3.63%	3	63	4.30%	2	51	4.36%	926	19439	4.12%
4	3	82	3.87%	2	56	3.82%	2	45	3.84%	617	12956	2.74%
5	5	108	5.09%	3	69	4.71%	2	56	4.78%	1131	23745	5.03%
6	4	88	4.15%	2	58	3.96%	2	50	4.27%	230	4836	1.02%
7	4	89	4.20%	2	62	4.23%	2	42	3.59%	972	20422	4.33%
8	4	90	4.24%	2	62	4.23%	2	50	4.27%	905	19003	4.03%
9	4	91	4.29%	2	61	4.16%	2	49	4.18%	673	14126	2.99%
10	3	82	3.87%	2	57	3.89%	2	49	4.18%	619	12998	2.75%
11	2	59	2.78%	2	43	2.94%	2	43	3.67%	592	12434	2.63%
12	4	103	4.86%	2	58	3.96%	2	49	4.18%	1140	23933	5.07%
13	4	99	4.67%	3	65	4.44%	2	53	4.53%	961	20186	4.28%
14	3	77	3.63%	2	55	3.75%	2	46	3.93%	1147	24085	5.10%
15	3	81	3.82%	2	55	3.75%	2	45	3.84%	659	13844	2.93%
16	4	86	4.05%	2	59	4.03%	2	46	3.93%	789	16563	3.51%
17	4	85	4.01%	3	65	4.44%	2	50	4.27%	2812	59048	12.51%
18	5	123	5.80%	3	76	5.19%	2	52	4.44%	1056	22186	4.70%
19	4	85	4.01%	2	59	4.03%	2	49	4.18%	1166	24476	5.19%
20	4	84	3.96%	2	59	4.03%	2	49	4.18%	207	4345	0.92%
21	4	93	4.38%	3	68	4.64%	2	50	4.27%	781	16411	3.48%
22	4	90	4.24%	3	69	4.71%	2	52	4.44%	964	20242	4.29%
23	3	77	3.63%	3	64	4.37%	2	45	3.84%	1211	25426	5.39%

Top 30 of 43 Total URLs					
#	Hits		KBytes		URL
1	1093	51.53%	15937	3.38%	/
2	49	2.31%	8771	1.86%	/Luckey's Market in Oakland Park.png
3	45	2.12%	22278	4.72%	/August 5th Wilton Manors.png
4	43	2.03%	15444	3.27%	/Christine Fowler Recent Contact.png

5	23	1.08%	23	0.00%	<a href="#">/Contact Intitaded by Shirley Fowler</a>
6	21	0.99%	1368	0.29%	<a href="#">/Kissimmee Police Regarding Electronic Harassment.pdf</a>
7	20	0.94%	10098	2.14%	<a href="#">/Benjamin Levine Arrest Paperwork.PDF</a>
8	16	0.75%	26762	5.67%	<a href="#">/WMPD_IR_JasonHunt.pdf</a>
9	13	0.61%	89407	18.94%	<a href="#">/MiguelAnibelKelly.pdf</a>
10	12	0.57%	48588	10.29%	<a href="#">/Jason March Arrest 0002.pdf</a>
11	12	0.57%	15708	3.33%	<a href="#">/Original WiFi Sticker Spectrum.pdf</a>
12	10	0.47%	3643	0.77%	<a href="#">/BSO Mobile Surveillance Unit.png</a>
13	10	0.47%	640	0.14%	<a href="#">/My WiFi Original Login Credentials.tif</a>
14	9	0.42%	8	0.00%	<a href="#">/Facebook Messenger with Christine Fowler.txt</a>
15	9	0.42%	105	0.02%	<a href="#">/Hunt Toxicology 18-1395.pdf</a>
16	8	0.38%	24171	5.12%	<a href="#">/Count 1 Aggravated Assault.tif</a>
17	8	0.38%	24061	5.10%	<a href="#">/Count 2 Reasisting.tif</a>
18	8	0.38%	3333	0.71%	<a href="#">/My request to have the case dismissed.PDF</a>
19	7	0.33%	44003	9.32%	<a href="#">/MyLGG5Tampa.pdf</a>
20	7	0.33%	802	0.17%	<a href="#">/Response from Gary Blocker.tif</a>
21	6	0.28%	4645	0.98%	<a href="#">/Motion to Dismiss Writing a Threat to Kill Granted.PDF</a>
22	6	0.28%	541	0.11%	<a href="#">/Our SSID broadcast from the same modem.tif</a>
23	6	0.28%	330	0.07%	<a href="#">/Package Delivery Confirmation.pdf</a>
24	5	0.24%	31721	6.72%	<a href="#">/Jason March Arrest 0001.pdf</a>
25	5	0.24%	66	0.01%	<a href="#">/Letter to Rudenburg and Glasser FLL.pdf</a>
26	5	0.24%	43974	9.32%	<a href="#">/Missing TV.tif</a>
27	5	0.24%	1990	0.42%	<a href="#">/Motion To Dismiss Non Contende.PDF</a>
28	4	0.19%	35	0.01%	<a href="#">/Cause of Death Report 18-1395.pdf</a>
29	4	0.19%	3263	0.69%	<a href="#">/Letter From Medicaid.tif</a>
30	4	0.19%	2080	0.44%	<a href="#">/My Probable Cause Affidavit.PDF</a>

Top 10 of 43 Total URLs By KBytes					
#	Hits		KBytes		URL
1	13	0.61%	89407	18.94%	<a href="#">/MiguelAnibelKelly.pdf</a>
2	12	0.57%	48588	10.29%	<a href="#">/Jason March Arrest 0002.pdf</a>
3	7	0.33%	44003	9.32%	<a href="#">/MyLGG5Tampa.pdf</a>
4	5	0.24%	43974	9.32%	<a href="#">/Missing TV.tif</a>
5	5	0.24%	31721	6.72%	<a href="#">/Jason March Arrest 0001.pdf</a>
6	16	0.75%	26762	5.67%	<a href="#">/WMPD_IR_JasonHunt.pdf</a>
7	8	0.38%	24171	5.12%	<a href="#">/Count 1 Aggravated Assault.tif</a>
8	8	0.38%	24061	5.10%	<a href="#">/Count 2 Reasisting.tif</a>
9	4	0.19%	22685	4.81%	<a href="#">/TV Before Theft.tif</a>
10	45	2.12%	22278	4.72%	<a href="#">/August 5th Wilton Manors.png</a>

Top 3 of 3 Total Entry Pages					
#	Hits		Visits		URL
1	1093	51.53%	1061	98.33%	<a href="#">/</a>
2	23	1.08%	15	1.39%	<a href="#">/Contact Intitaded by Shirley Fowler</a>
3	3	0.14%	3	0.28%	<a href="#">/JF</a>

Top 3 of 3 Total Exit Pages					
-----------------------------	--	--	--	--	--

#	Hits		Visits		URL
1	1093	51.53%	1049	97.67%	/
2	23	1.08%	21	1.96%	/Contact Initiated by Shirley Fowler
3	3	0.14%	4	0.37%	/JF

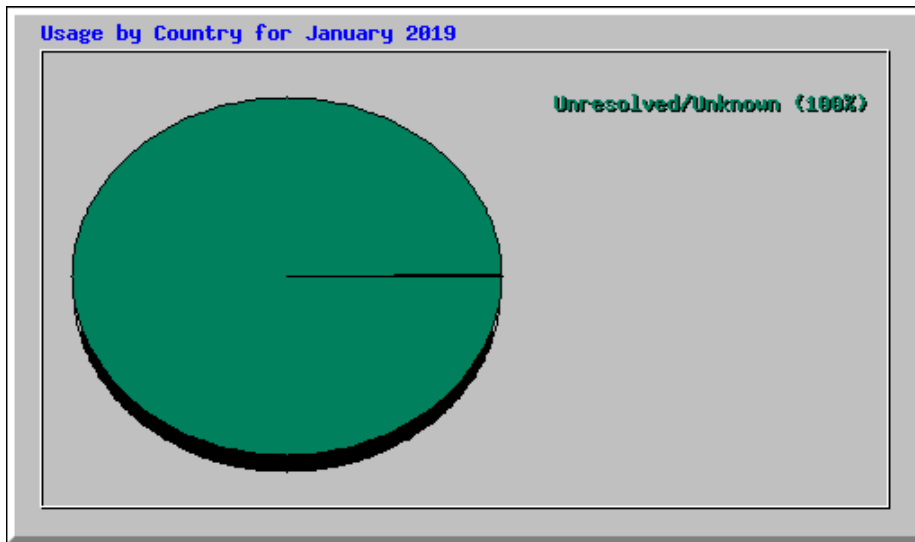
Top 30 of 496 Total Sites									
#	Hits		Files		KBytes		Visits		Hostname
1	140	6.60%	73	4.98%	18059	3.83%	14	1.26%	142.196.96.156
2	27	1.27%	4	0.27%	101	0.02%	3	0.27%	141.8.143.141
3	24	1.13%	17	1.16%	11376	2.41%	3	0.27%	107.137.165.66
4	21	0.99%	3	0.20%	2139	0.45%	2	0.18%	66.249.69.244
5	21	0.99%	1	0.07%	30	0.01%	1	0.09%	66.249.69.246
6	20	0.94%	6	0.41%	478	0.10%	6	0.54%	66.249.69.248
7	16	0.75%	5	0.34%	63	0.01%	6	0.54%	66.249.75.32
8	16	0.75%	9	0.61%	23591	5.00%	1	0.09%	73.125.89.21
9	16	0.75%	9	0.61%	19657	4.16%	1	0.09%	77.75.78.168
10	14	0.66%	2	0.14%	38	0.01%	2	0.18%	66.249.75.63
11	14	0.66%	8	0.55%	12538	2.66%	1	0.09%	76.108.146.206
12	13	0.61%	13	0.89%	188	0.04%	13	1.17%	18.220.176.8
13	13	0.61%	13	0.89%	178	0.04%	13	1.17%	18.223.188.123
14	13	0.61%	13	0.89%	182	0.04%	13	1.17%	3.16.54.147
15	13	0.61%	13	0.89%	176	0.04%	13	1.17%	3.17.39.199
16	13	0.61%	1	0.07%	26	0.01%	1	0.09%	51.75.13.149
17	13	0.61%	4	0.27%	3968	0.84%	0	0.00%	77.75.78.161
18	12	0.57%	12	0.82%	165	0.03%	12	1.08%	18.224.2.67
19	12	0.57%	12	0.82%	159	0.03%	12	1.08%	52.14.138.220
20	12	0.57%	12	0.82%	161	0.03%	12	1.08%	52.14.172.201
21	12	0.57%	7	0.48%	103	0.02%	7	0.63%	66.102.7.37
22	12	0.57%	7	0.48%	2084	0.44%	2	0.18%	73.124.117.183
23	11	0.52%	11	0.75%	151	0.03%	11	0.99%	13.59.157.70
24	11	0.52%	11	0.75%	152	0.03%	11	0.99%	18.216.12.224
25	11	0.52%	11	0.75%	145	0.03%	11	0.99%	18.217.237.116
26	11	0.52%	11	0.75%	154	0.03%	11	0.99%	18.217.76.214
27	11	0.52%	11	0.75%	144	0.03%	11	0.99%	18.222.106.157
28	11	0.52%	11	0.75%	150	0.03%	11	0.99%	18.222.151.28
29	11	0.52%	11	0.75%	148	0.03%	11	0.99%	18.223.171.194
30	11	0.52%	11	0.75%	157	0.03%	11	0.99%	3.17.140.40

Top 10 of 496 Total Sites By KBytes									
#	Hits		Files		KBytes		Visits		Hostname
1	16	0.75%	9	0.61%	23591	5.00%	1	0.09%	73.125.89.21
2	5	0.24%	3	0.20%	20052	4.25%	0	0.00%	77.75.78.162
3	16	0.75%	9	0.61%	19657	4.16%	1	0.09%	77.75.78.168
4	140	6.60%	73	4.98%	18059	3.83%	14	1.26%	142.196.96.156
5	3	0.14%	2	0.14%	15202	3.22%	0	0.00%	77.75.77.109
6	3	0.14%	2	0.14%	14610	3.10%	0	0.00%	77.75.78.170
7	14	0.66%	8	0.55%	12538	2.66%	1	0.09%	76.108.146.206
8	6	0.28%	2	0.14%	11643	2.47%	0	0.00%	77.75.76.168

<b>9</b>	<b>24</b>	1.13%	<b>17</b>	1.16%	<b>11376</b>	2.41%	<b>3</b>	0.27%	107.137.165.66
<b>10</b>	<b>2</b>	0.09%	<b>2</b>	0.14%	<b>10905</b>	2.31%	<b>0</b>	0.00%	180.76.15.6

Top 24 of 24 Total Referrers									
#	Hits		Referrer						
<b>1</b>	<b>1860</b>	87.69%	- (Direct Request)						
<b>2</b>	<b>181</b>	8.53%	http://www.threemuchinc.com/						
<b>3</b>	<b>40</b>	1.89%	http://threemuchinc.com/						
<b>4</b>	<b>10</b>	0.47%	https://www.google.com/						
<b>5</b>	<b>4</b>	0.19%	https://pyr.am/id-dial/threemuchinc.com						
<b>6</b>	<b>3</b>	0.14%	http://google.com						
<b>7</b>	<b>3</b>	0.14%	http://www.threemuchinc.com/MiguelAnibelKelly.pdf						
<b>8</b>	<b>2</b>	0.09%	http://www.threemuchinc.com/Hunt Toxicology 18-1395.pdf						
<b>9</b>	<b>2</b>	0.09%	http://www.threemuchinc.com/WMPD_IR_JasonHunt.pdf						
<b>10</b>	<b>1</b>	0.05%	http://hundejo.com/						
<b>11</b>	<b>1</b>	0.05%	http://threemuchinc.com						
<b>12</b>	<b>1</b>	0.05%	http://threemuchinc.com/BSO Mobile Surveillance Unit.png						
<b>13</b>	<b>1</b>	0.05%	http://threemuchinc.com/Cause of Death Report 18-1395.pdf						
<b>14</b>	<b>1</b>	0.05%	http://threemuchinc.com/Contact Initiated by Shirley Fowler						
<b>15</b>	<b>1</b>	0.05%	http://threemuchinc.com/favicon.ico						
<b>16</b>	<b>1</b>	0.05%	http://threemuchinc.com/index_files/tcc_l.js						
<b>17</b>	<b>1</b>	0.05%	http://www.threemuchinc.com/BSO Mobile Surveillance Unit.png						
<b>18</b>	<b>1</b>	0.05%	http://www.threemuchinc.com/Jason March Arrest 0001.pdf						
<b>19</b>	<b>1</b>	0.05%	http://www.threemuchinc.com/Jason March Arrest 0002.pdf						
<b>20</b>	<b>1</b>	0.05%	http://www.threemuchinc.com/My Probable Cause Affidavit.PDF						
<b>21</b>	<b>1</b>	0.05%	http://www.threemuchinc.com/targeted individuals.html						
<b>22</b>	<b>1</b>	0.05%	https://brandnewblogs.com/						
<b>23</b>	<b>1</b>	0.05%	https://www.facebook.com/						
<b>24</b>	<b>1</b>	0.05%	https://www.youtube.com/						

Top 15 of 121 Total User Agents		
#	Hits	User Agent
<b>1</b>	<b>197</b>	9.29% Mozilla/5.0 (compatible; SeznamBot/3.2; +http://napoveda.seznam.cz/en/seznambot-intro/)
<b>2</b>	<b>140</b>	6.60% Mozilla/5.0 (X11; Ubuntu; Linux x86_64; rv:64.0) Gecko/20100101 Firefox/64.0
<b>3</b>	<b>124</b>	5.85% Mozilla/5.0 (compatible; bingbot/2.0; +http://www.bing.com/bingbot.htm)
<b>4</b>	<b>112</b>	5.28% Mozilla/5.0 (compatible; Baiduspider/2.0; +http://www.baidu.com/search/spider.html)
<b>5</b>	<b>101</b>	4.76% Mozilla/5.0 (compatible; Googlebot/2.1; +http://www.google.com/bot.html)
<b>6</b>	<b>66</b>	3.11% Mozilla/5.0 (compatible; AhrefsBot/6.1; +http://ahrefs.com/robot/)
<b>7</b>	<b>45</b>	2.12% Mozilla/5.0 (iPhone; CPU iPhone OS 12_1_2 like Mac OS X) AppleWebKit/605.1.15 (KHTML, like Gecko) Version/12.0 Mobile/15E148
<b>8</b>	<b>41</b>	1.93% Mozilla/5.0 (X11; Linux x86_64) AppleWebKit/537.36 (KHTML, like Gecko) Chrome/49.0.2623.75 Safari/537.36 Google Favicon
<b>9</b>	<b>36</b>	1.70% Mozilla/5.0 (X11; Linux x86_64) Trident/5.0 Safari/602.1
<b>10</b>	<b>35</b>	1.65% Mozilla/5.0 (X11; Linux x86_64) AppleWebKit/537.36 (KHTML, like Gecko) Chrome/67.0.3396.79 Safari/537.36
<b>11</b>	<b>32</b>	1.51% Mozilla/5.0 (Macintosh; Intel Mac OS X x.y; rv:42.0) Gecko/20100101 Chrome/51.0.2704.106 Safari/537.36 OPR/38.0.2220.41
<b>12</b>	<b>32</b>	1.51% Mozilla/5.0 (X11; Linux x86_64) AppleWebKit/537.36 (KHTML, like Gecko) Safari/602.1
<b>13</b>	<b>31</b>	1.46% Mozilla/5.0 (Macintosh; Intel Mac OS X x.y; rv:42.0) AppleWebKit/537.36 (KHTML, like Gecko) Firefox/42.0
<b>14</b>	<b>31</b>	1.46% Mozilla/5.0 (Windows NT 6.1; Win64; x64; rv:47.0) Trident/5.0 Chrome/67.0.3396.79 Safari/537.36
<b>15</b>	<b>30</b>	1.41% Mozilla/5.0 (Windows NT 10.0; Win64; x64) AppleWebKit/537.36 (KHTML, like Gecko) Chrome/71.0.3578.98 Safari/537.36



Top 1 of 1 Total Countries							
#	Hits		Files		KBytes		Country
1	2121	100.00%	1467	100.14%	472005	100.00%	Unresolved/Unknown

Generated by [Webalizer Version 2.23](#)