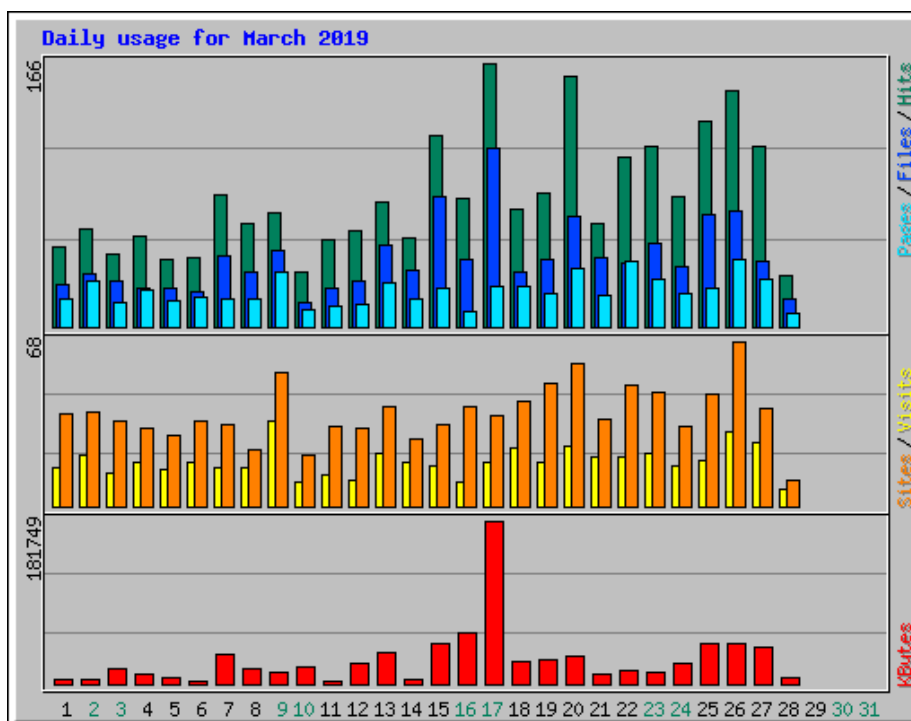


Usage Statistics for threemuchinc.com

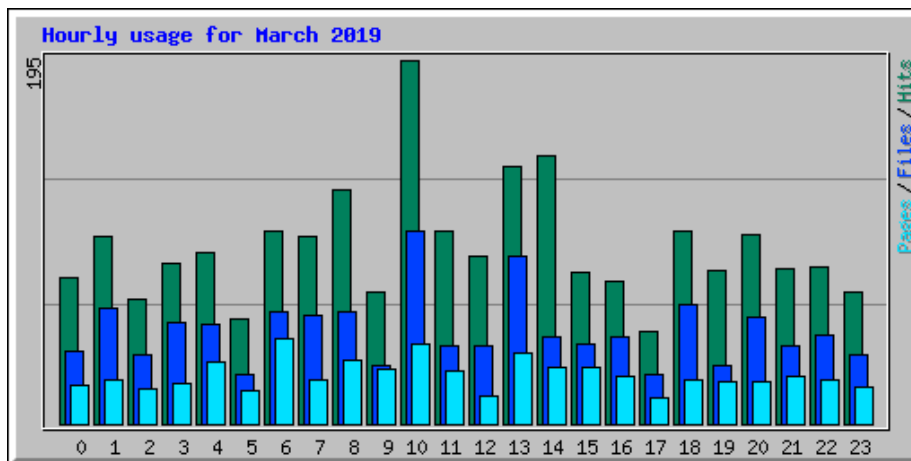
Summary Period: March 2019
 Generated 28-Mar-2019 05:36 MST

[\[Daily Statistics\]](#) [\[Hourly Statistics\]](#) [\[URLs\]](#) [\[Entry\]](#) [\[Exit\]](#) [\[Sites\]](#) [\[Referrers\]](#) [\[Search\]](#) [\[Agents\]](#) [\[Countries\]](#)

Monthly Statistics for March 2019		
Total Hits	2278	
Total Files	1199	
Total Pages	632	
Total Visits	517	
Total KBytes	760710	
Total Unique Sites	681	
Total Unique URLs	65	
Total Unique Referrers	30	
Total Unique User Agents	150	
	Avg	Max
Hits per Hour	3	86
Hits per Day	81	166
Files per Day	42	112
Pages per Day	22	42
Sites per Day	24	68
Visits per Day	18	35
KBytes per Day	27168	181749
Hits by Response Code		
Code 200 - OK	52.63%	1199
Code 206 - Partial Content	0.09%	2
Code 304 - Not Modified	4.78%	109
Code 404 - Not Found	42.49%	968



Daily Statistics for March 2019												
Day	Hits		Files		Pages		Visits		Sites		KBytes	
		%		%		%		%		%		%
1	50	2.19%	26	2.17%	17	2.69%	16	3.09%	38	5.58%	5780	0.76%
2	61	2.68%	33	2.75%	29	4.59%	21	4.06%	39	5.73%	4322	0.57%
3	46	2.02%	29	2.42%	15	2.37%	14	2.71%	35	5.14%	16247	2.14%
4	57	2.50%	24	2.00%	23	3.64%	18	3.48%	32	4.70%	10153	1.33%
5	42	1.84%	24	2.00%	16	2.53%	15	2.90%	29	4.26%	7034	0.92%
6	44	1.93%	22	1.83%	19	3.01%	18	3.48%	35	5.14%	2302	0.30%
7	83	3.64%	45	3.75%	18	2.85%	16	3.09%	34	4.99%	33255	4.37%
8	65	2.85%	35	2.92%	18	2.85%	16	3.09%	23	3.38%	16166	2.13%
9	72	3.16%	48	4.00%	35	5.54%	35	6.77%	55	8.08%	13229	1.74%
10	35	1.54%	15	1.25%	11	1.74%	10	1.93%	21	3.08%	19646	2.58%
11	55	2.41%	24	2.00%	13	2.06%	13	2.51%	33	4.85%	3882	0.51%
12	60	2.63%	29	2.42%	14	2.22%	11	2.13%	32	4.70%	22892	3.01%
13	79	3.47%	51	4.25%	28	4.43%	22	4.26%	41	6.02%	34664	4.56%
14	56	2.46%	36	3.00%	18	2.85%	18	3.48%	28	4.11%	4732	0.62%
15	120	5.27%	82	6.84%	24	3.80%	17	3.29%	34	4.99%	45928	6.04%
16	81	3.56%	42	3.50%	10	1.58%	10	1.93%	41	6.02%	57302	7.53%
17	166	7.29%	112	9.34%	25	3.96%	18	3.48%	37	5.43%	181749	23.89%
18	74	3.25%	34	2.84%	25	3.96%	24	4.64%	43	6.31%	24594	3.23%
19	84	3.69%	42	3.50%	21	3.32%	18	3.48%	51	7.49%	27557	3.62%
20	158	6.94%	70	5.84%	37	5.85%	25	4.84%	59	8.66%	31018	4.08%
21	65	2.85%	43	3.59%	20	3.16%	20	3.87%	36	5.29%	10038	1.32%
22	107	4.70%	40	3.34%	41	6.49%	20	3.87%	50	7.34%	14233	1.87%
23	113	4.96%	53	4.42%	30	4.75%	22	4.26%	47	6.90%	13447	1.77%
24	82	3.60%	38	3.17%	21	3.32%	17	3.29%	33	4.85%	22904	3.01%
25	129	5.66%	71	5.92%	24	3.80%	19	3.68%	46	6.75%	44040	5.79%
26	149	6.54%	73	6.09%	42	6.65%	31	6.00%	68	9.99%	44449	5.84%
27	113	4.96%	41	3.42%	30	4.75%	26	5.03%	40	5.87%	41256	5.42%
28	32	1.40%	17	1.42%	8	1.27%	7	1.35%	11	1.62%	7890	1.04%



Hourly Statistics for March 2019												
Hour	Hits		Files		Pages		KBytes					
	Avg	Total	Avg	Total	Avg	Total	Avg	Total	Avg	Total		
0	2	78	3.42%	1	39	3.25%	0	21	3.32%	1648	46153	6.07%
1	3	100	4.39%	2	62	5.17%	0	24	3.80%	905	25332	3.33%
2	2	67	2.94%	1	37	3.09%	0	19	3.01%	784	21947	2.89%

3	3	86	3.78%	1	54	4.50%	0	22	3.48%	896	25074	3.30%
4	3	92	4.04%	1	53	4.42%	1	33	5.22%	4449	124563	16.37%
5	2	56	2.46%	0	26	2.17%	0	18	2.85%	765	21422	2.82%
6	3	103	4.52%	2	60	5.00%	1	46	7.28%	1056	29559	3.89%
7	3	100	4.39%	2	58	4.84%	0	24	3.80%	572	16002	2.10%
8	4	125	5.49%	2	60	5.00%	1	34	5.38%	804	22507	2.96%
9	2	71	3.12%	1	31	2.59%	1	29	4.59%	262	7339	0.96%
10	6	195	8.56%	3	103	8.59%	1	43	6.80%	2953	82698	10.87%
11	3	103	4.52%	1	42	3.50%	1	28	4.43%	462	12941	1.70%
12	3	90	3.95%	1	42	3.50%	0	15	2.37%	724	20273	2.67%
13	4	138	6.06%	3	90	7.51%	1	38	6.01%	1494	41829	5.50%
14	5	144	6.32%	1	47	3.92%	1	30	4.75%	1047	29309	3.85%
15	2	81	3.56%	1	43	3.59%	1	30	4.75%	750	21003	2.76%
16	2	76	3.34%	1	47	3.92%	0	25	3.96%	923	25830	3.40%
17	1	49	2.15%	0	26	2.17%	0	14	2.22%	1018	28509	3.75%
18	3	103	4.52%	2	64	5.34%	0	24	3.80%	911	25515	3.35%
19	2	82	3.60%	1	31	2.59%	0	23	3.64%	229	6426	0.84%
20	3	101	4.43%	2	57	4.75%	0	23	3.64%	1112	31132	4.09%
21	2	83	3.64%	1	42	3.50%	0	25	3.96%	556	15561	2.05%
22	3	84	3.69%	1	48	4.00%	0	24	3.80%	1004	28108	3.69%
23	2	71	3.12%	1	37	3.09%	0	20	3.16%	1846	51678	6.79%

Top 30 of 65 Total URLs												
#	Hits		KBytes		URL							
1	451	19.80%	10405	1.37%	/							
2	63	2.77%	6962	0.92%	/CHF Cable Jan 28th 528am.png							
3	56	2.46%	27687	3.64%	/August 5th Wilton Manors.png							
4	55	2.41%	19013	2.50%	/Christine Fowler Recent Contact.png							
5	55	2.41%	9189	1.21%	/Luckey's Market in Oakland Park.png							
6	52	2.28%	1745	0.23%	/DDB Investments Inc.png							
7	52	2.28%	1119	0.15%	/DDB Investments Pink Sub.png							
8	48	2.11%	1164	0.15%	/Gmail Retaliation Login Attempt.png							
9	40	1.76%	2317	0.30%	/Response from Mayor.png							
10	35	1.54%	33	0.00%	/Contact Initiated by Shirley Fowler							
11	20	0.88%	80512	10.58%	/Jason March Arrest 0002.pdf							
12	20	0.88%	15502	2.04%	/Motion to Dismiss Writing a Threat to Kill Granted.PDF							
13	19	0.83%	8048	1.06%	/Denis Acosta Arrest Paperwork Feb 14 2017.PDF							
14	18	0.79%	1081	0.14%	/Kissimmee Police Regarding Electronic Harassment.pdf							
15	18	0.79%	94613	12.44%	/MyLGG5Tampa.pdf							
16	17	0.75%	8587	1.13%	/Benjamin Levine Arrest Paperwork.PDF							
17	17	0.75%	100512	13.21%	/MiguelAnibelKelly.pdf							
18	16	0.70%	969	0.13%	/Webalizer Stats for January.pdf							
19	15	0.66%	6667	0.88%	/Denis Acosta Steve Butera Arrest Paperwork June 7 2015.PDF							
20	14	0.61%	23694	3.11%	/WMPD IR JasonHunt.pdf							
21	12	0.53%	4024	0.53%	/Denis Acosta Motion To Suppress Granted.PDF							
22	11	0.48%	681	0.09%	/Package Delivery Confirmation.pdf							
23	10	0.44%	9	0.00%	/Facebook Messenger with Christine Fowler.txt							
24	10	0.44%	1261	0.17%	/JE							
25	10	0.44%	11256	1.48%	/Original WiFi Sticker Spectrum.pdf							
26	10	0.44%	1003	0.13%	/Webalizer Stats for January 21st.pdf							
27	9	0.40%	120	0.02%	/Hunt Toxicology 18-1395.pdf							

28	9	0.40%	47588	6.26%	/Jason March Arrest 0001.pdf
29	9	0.40%	752	0.10%	/webalizer stats for November 2018.pdf
30	8	0.35%	1822	0.24%	/BSO Mobile Surveillance Unit.png

Top 10 of 65 Total URLs By KBytes					
#	Hits		KBytes		URL
1	17	0.75%	100512	13.21%	/MiguelAnibelKelly.pdf
2	18	0.79%	94613	12.44%	/MyLGG5Tampa.pdf
3	20	0.88%	80512	10.58%	/Jason March Arrest 0002.pdf
4	3	0.13%	50560	6.65%	/TV Before Theft.tif
5	5	0.22%	47889	6.30%	/WMPD LoughranBakerAct.pdf
6	9	0.40%	47588	6.26%	/Jason March Arrest 0001.pdf
7	5	0.22%	46929	6.17%	/January 2011 Headwound.tif
8	2	0.09%	28278	3.72%	/Missing_TV.tif
9	56	2.46%	27687	3.64%	/August 5th Wilton Manors.png
10	14	0.61%	23694	3.11%	/WMPD_IR_JasonHunt.pdf

Top 4 of 4 Total Entry Pages					
#	Hits		Visits		URL
1	451	19.80%	395	92.07%	/
2	35	1.54%	26	6.06%	/Contact Initiated by Shirley Fowler
3	10	0.44%	5	1.17%	/JF
4	7	0.31%	3	0.70%	/Messenger Conversation Michael Rohrs

Top 4 of 4 Total Exit Pages					
#	Hits		Visits		URL
1	451	19.80%	390	90.07%	/
2	35	1.54%	30	6.93%	/Contact Initiated by Shirley Fowler
3	10	0.44%	7	1.62%	/JF
4	7	0.31%	6	1.39%	/Messenger Conversation Michael Rohrs

Top 30 of 681 Total Sites									
#	Hits		Files		KBytes		Visits		Hostname
1	239	10.49%	126	10.51%	96658	12.71%	13	2.51%	142.196.103.29
2	123	5.40%	6	0.50%	10640	1.40%	19	3.68%	216.244.66.242
3	55	2.41%	22	1.83%	29441	3.87%	8	1.55%	66.249.69.187
4	43	1.89%	19	1.58%	3001	0.39%	15	2.90%	66.249.69.189
5	38	1.67%	14	1.17%	10096	1.33%	7	1.35%	66.249.69.191
6	36	1.58%	5	0.42%	114	0.02%	6	1.16%	66.249.75.29
7	29	1.27%	4	0.33%	485	0.06%	8	1.55%	141.8.143.141
8	29	1.27%	10	0.83%	11007	1.45%	6	1.16%	66.249.75.30
9	27	1.19%	11	0.92%	585	0.08%	10	1.93%	66.249.75.31
10	25	1.10%	16	1.33%	3473	0.46%	1	0.19%	18.208.211.150
11	21	0.92%	18	1.50%	120160	15.80%	1	0.19%	144.217.66.151
12	21	0.92%	15	1.25%	3252	0.43%	1	0.19%	99.203.11.178
13	20	0.88%	18	1.50%	4424	0.58%	1	0.19%	172.58.168.108
14	19	0.83%	17	1.42%	3344	0.44%	1	0.19%	130.161.3.222
15	19	0.83%	15	1.25%	2348	0.31%	1	0.19%	172.58.140.34

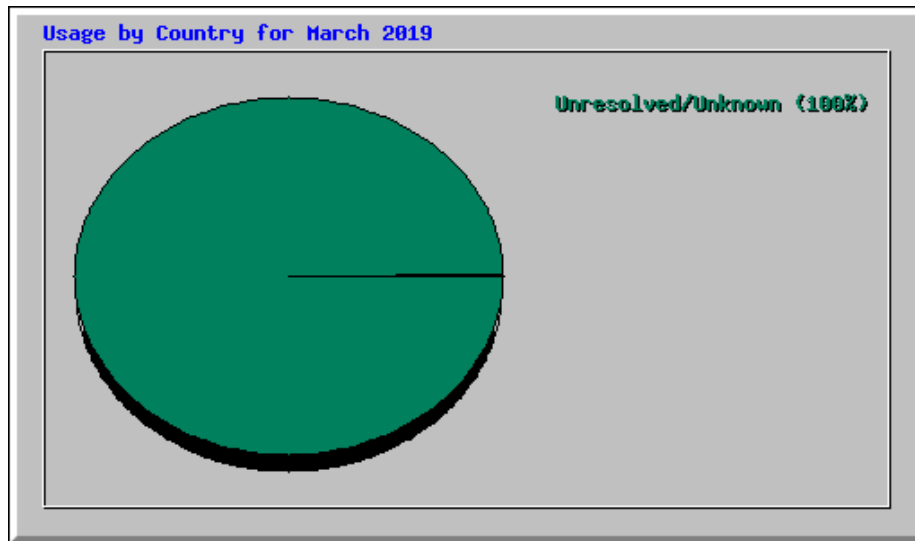
16	16	0.70%	1	0.08%	31	0.00%	1	0.19%	198.23.202.53
17	14	0.61%	6	0.50%	13045	1.71%	2	0.39%	77.75.77.119
18	12	0.53%	10	0.83%	2110	0.28%	1	0.19%	107.137.165.66
19	12	0.53%	12	1.00%	202	0.03%	12	2.32%	52.53.201.78
20	11	0.48%	10	0.83%	1579	0.21%	1	0.19%	104.197.147.123
21	11	0.48%	9	0.75%	1562	0.21%	1	0.19%	108.171.133.163
22	11	0.48%	9	0.75%	1562	0.21%	1	0.19%	173.162.85.101
23	11	0.48%	10	0.83%	1579	0.21%	1	0.19%	35.188.167.34
24	11	0.48%	10	0.83%	1579	0.21%	1	0.19%	35.188.187.33
25	11	0.48%	10	0.83%	1579	0.21%	1	0.19%	35.193.48.200
26	11	0.48%	10	0.83%	1579	0.21%	1	0.19%	35.222.162.165
27	11	0.48%	10	0.83%	1579	0.21%	1	0.19%	35.222.181.145
28	11	0.48%	10	0.83%	1579	0.21%	1	0.19%	35.226.139.106
29	11	0.48%	10	0.83%	1579	0.21%	1	0.19%	35.226.174.62
30	11	0.48%	10	0.83%	1579	0.21%	1	0.19%	35.226.81.125

Top 10 of 681 Total Sites By KBytes									
#	Hits		Files		KBytes		Visits		Hostname
1	21	0.92%	18	1.50%	120160	15.80%	1	0.19%	144.217.66.151
2	239	10.49%	126	10.51%	96658	12.71%	13	2.51%	142.196.103.29
3	55	2.41%	22	1.83%	29441	3.87%	8	1.55%	66.249.69.187
4	6	0.26%	5	0.42%	17771	2.34%	1	0.19%	180.76.15.142
5	6	0.26%	5	0.42%	13418	1.76%	0	0.00%	180.76.15.21
6	14	0.61%	6	0.50%	13045	1.71%	2	0.39%	77.75.77.119
7	9	0.40%	4	0.33%	12211	1.61%	0	0.00%	77.75.79.17
8	6	0.26%	3	0.25%	11942	1.57%	1	0.19%	77.75.77.54
9	5	0.22%	5	0.42%	11320	1.49%	0	0.00%	180.76.15.138
10	5	0.22%	2	0.17%	11204	1.47%	1	0.19%	77.75.79.62

Top 30 of 30 Total Referrers		
#	Hits	Referrer
1	1655	72.65% - (Direct Request)
2	303	13.30% http://www.threemuchinc.com/
3	234	10.27% http://threemuchinc.com/
4	16	0.70% https://www.google.com/
5	15	0.66% https://uptime.com/threemuchinc.com
6	11	0.48% http://hundejo.com/
7	6	0.26% http://pizza-tycoon.com/
8	5	0.22% http://burger-imperia.com/
9	5	0.22% http://threemuchinc.com/favicon.ico
10	3	0.13% http://threemuchinc.com/Contact Initiated by Shirley Fowler
11	3	0.13% http://www.google.com.hk
12	3	0.13% threemuchinc.com
13	2	0.09% http://threemuchinc.com
14	1	0.04% http://m.facebook.com
15	1	0.04% http://pizza-imperia.com/
16	1	0.04% http://tag-visit.com/GSIaFi8DTT1WXgUBZQ0cVFUJX1RR
17	1	0.04% http://threemuchinc.com/Contact Initiated by Shirley Fowler'+and+1
18	1	0.04% http://threemuchinc.com/Contact Initiated by Shirley Fowler'+and+1
19	1	0.04% http://threemuchinc.com/Facebook Messenger with Christine Fowler'+and+1

20	1	0.04%	http://threemuchinc.com/Facebook Messenger with Christine Fowler+and+1
21	1	0.04%	http://threemuchinc.com/Facebook Messenger with Christine Fowler.txt
22	1	0.04%	http://threemuchinc.com/John_Lang/home.html
23	1	0.04%	http://threemuchinc.com/Messenger Conversation Michael Rohrs
24	1	0.04%	http://threemuchinc.com/Messenger Conversation Michael Rohrs'+and+1
25	1	0.04%	http://threemuchinc.com/Messenger Conversation Michael Rohrs+and+1
26	1	0.04%	http://threemuchinc.com/Package Delivery Confirmation.pdf
27	1	0.04%	http://www.thelibertybeacon.com/anonymous-targets-city-of-fresno-over-john-lang/
28	1	0.04%	https://google.com
29	1	0.04%	https://translate.googleusercontent.com/translate_p
30	1	0.04%	https://www.youtube.com/

Top 15 of 150 Total User Agents		
#	Hits	User Agent
1	210	9.22% Mozilla/5.0 (X11; Ubuntu; Linux x86_64; rv:65.0) Gecko/20100101 Firefox/65.0
2	191	8.38% Mozilla/5.0 (compatible; Googlebot/2.1; +http://www.google.com/bot.html)
3	189	8.30% Mozilla/5.0 (compatible; SeznamBot/3.2; +http://napoveda.seznam.cz/en/seznambot-intro/)
4	168	7.37% Mozilla/5.0 (compatible; Baiduspider/2.0; +http://www.baidu.com/search/spider.html)
5	144	6.32% Mozilla/5.0 (compatible; bingbot/2.0; +http://www.bing.com/bingbot.htm)
6	123	5.40% Mozilla/5.0 (compatible; DotBot/1.1; http://www.opensiteexplorer.org/dotbot, help@moz.com)
7	104	4.57% Mozilla/5.0 (iPhone; CPU iPhone OS 7_0 like Mac OS X) AppleWebKit/537.51.1 (KHTML, like Gecko) Version/7.0 Mobile/11A465 Safa
8	94	4.13% Mozilla/5.0 (compatible; AhrefsBot/6.1; +http://ahrefs.com/robot)
9	90	3.95% Mozilla/5.0 (X11; Linux x86_64) AppleWebKit/537.36 (KHTML, like Gecko) Chrome/70.0.3538.67 Safari/537.36
10	71	3.12% Googlebot-Image/1.0
11	64	2.81% Mozilla/5.0 (compatible; YandexBot/3.0; +http://yandex.com/bots)
12	54	2.37% Mozilla/5.0 (Linux; Android 6.0.1; Nexus 5X Build/MMB29P) AppleWebKit/537.36 (KHTML, like Gecko) Chrome/41.0.2272.96 Mobile S
13	39	1.71% CCBot/2.0 (https://commoncrawl.org/faq/)
14	28	1.23% Mozilla/5.0 (iPhone; CPU iPhone OS 12_1_2 like Mac OS X) AppleWebKit/605.1.15 (KHTML, like Gecko) Version/12.0 Mobile/15E148
15	28	1.23% Mozilla/5.0 (iPhone; CPU iPhone OS 12_1_4 like Mac OS X) AppleWebKit/605.1.15 (KHTML, like Gecko) Version/12.0 Mobile/15E148



Top 1 of 1 Total Countries					
#	Hits	Files	KBytes	Country	
1	2278	1201	760710	Unresolved/Unknown	

